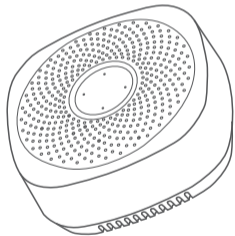


EVOLVEO

Salvarix




carbon monoxide detector (CO)

EN



Thanks for choosing our products, please carefully read this User Manual before use.

Cautions:

-  Please avoid extra dry conditions or damp environment to protect this device.
-  Please choose qualified maintenance service and do not dismantle the device by own.
-  Please carefully read this user manual and keep all safety tips in mind if you connect this device with any other equipment. (please avoid incompatible equipment)

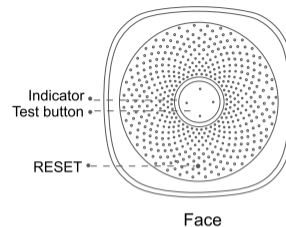
Introduction:

Stand along type CO Detector is designed for detecting CO potency, adopts advanced chemical sensor and accurate calculation method. When the sensor detects that the CO exceeds certain potency, it will make sound and flash alarm. The Detector is stable, reliable and convenience to use, suitable for family, shopping mall, office, school and warehouse etc..

Features:

- SMT Technic
- Electrochemical sensor

Details:



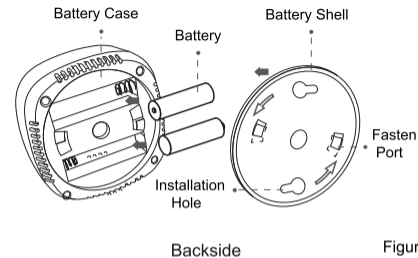
Figure(1)

Status Explanation:

Start: LED will flash after install battery, here will be "Di~di" after 3 minutes, then LED turn off and device is in standby mode.

Alarm: Detector will detect CO once every 6s. Different potency has different Alarm output, the higher potency the higher beep volume, and the faster the RED LED flashes. Alarm output potency ranking is 100PPM, 200PPM, 300PPM, 400PPM.

Standby Status: Indicator OFF.



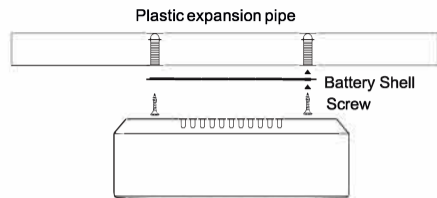
Figure(2)

Product installation:

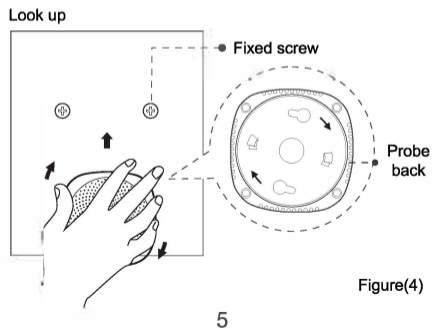
1. Installation

Choose a protected place to make installation hole, on the ceiling for example.

Fasten the battery shell to the installation hole, and then fasten the Detector on the battery shell.

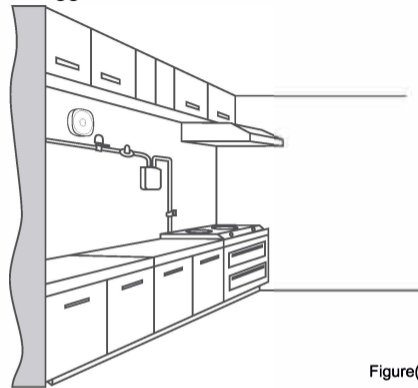


Figure(3)



Figure(4)

2. Suggested installation



Figure(5)

1. Within 1.5M from the Gas.
2. Please do not install it too close to the fire, in case of damage by fire, and better to avoid smoke, in case that the smoke solid blocking the Detector Window.

6

Besides, please also install it away from Window, Fans etc., as the air flow is too quick.

Note: For normal working and no false alarm, it is suggested to not to install the Detector in Boiler Room or Garage. If have to do, then please keep it clear and in suitable distance.

Direction for use

Work along: Work with normal power supply and appropriate installation.

Safety Cautions

1. Safety tips of CO:

Please open the window to keep air flowing. If the user installed the Detector and when CO Potency exceeds, the Detector will make alarm to remind users to leave the dangerous area.

7

2. The danger of CO:

(ONLY FOR REFERENCE)

50ppm: The highest potence an adult ca bear.

200ppm: Slight headache, dizzy, nausea after 2-3H

400ppm: Heavy headache in 2H, and there is life risk after 3H

800ppm: Headche and nausea in 45min, Die in 2-3H

Parameters

1. Model: ACS CO
2. Power Supply: DC3.0V (2PCS 1.5V Battery)
3. Static Current: 10uA
4. Concentration measurement range: 100-400ppm, ± 50 ppm
5. Working environment: $-10^{\circ}\text{C} \sim +50^{\circ}\text{C}$
5%-90%RH

8

Packing List

1. 1 PCS CO Detector
2. 1 PCS User Manual

DECLARATION OF CONFORMITY

Hereby, the company Abacus Electric, s.r.o. declares that the EVOLVEO carbon monoxide detector is in compliance with the requirements of the standards and regulations, relevant for the given type of device

Find the complete text of Declaration of Conformity at <ftp://ftp.evolveo.com/ce>

Copyright © Abacus Electric, s.r.o.

www.evolveo.com

www.facebook.com/EvolveoCZ

All rights reserved.

Design and specification may be changed without prior notice.